

# Teens and Alcohol



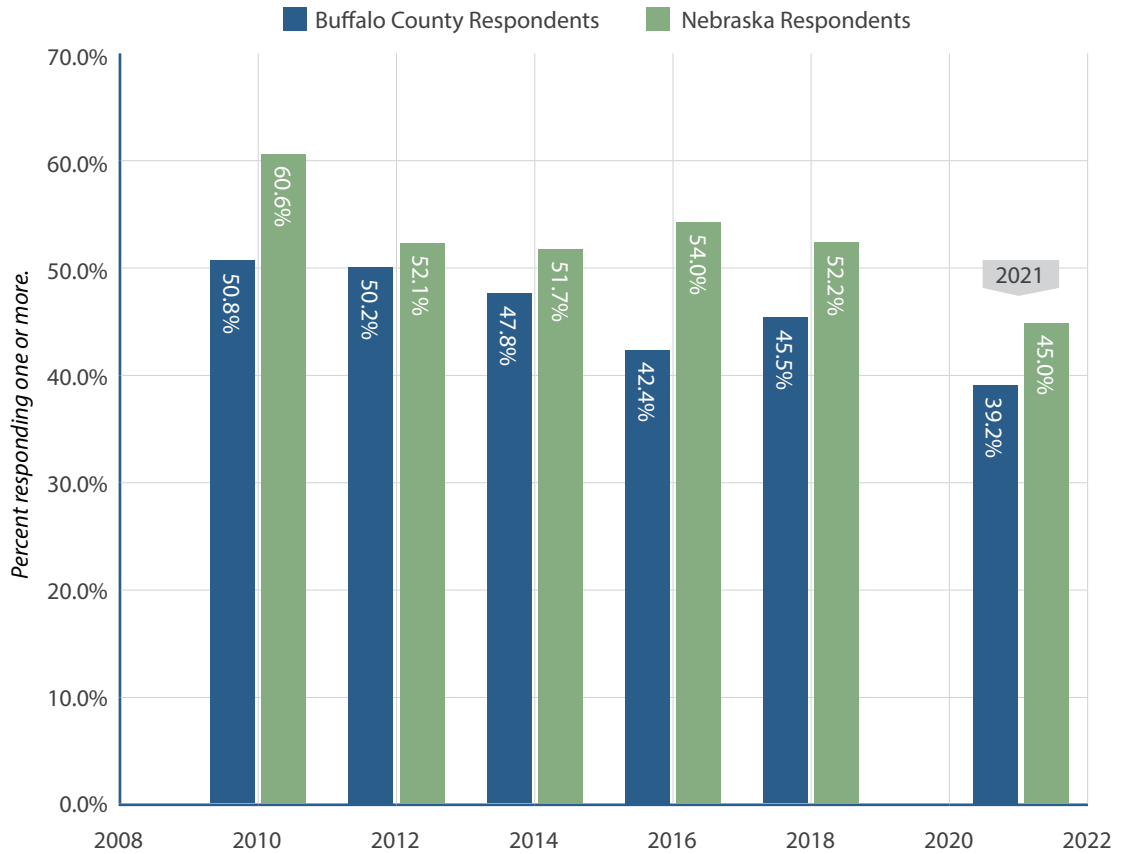
When it comes to alcohol consumption, the trends among Buffalo County youth remain encouraging. Over the past decade, the percentage of survey respondents who have ever used alcohol has fallen by more than ten percentage points, to fewer than 40% in the most recent survey. While a sizable share of respondents has tried alcohol at least once, fewer than one in six (15.9%), report having at least one drink in the previous month. Binge drinking (4 or more in a row for women, 5 or more in a row for men) continues to decline, as does the proportion of respondents who has recently ridden with a driver who had been drinking.

*Percent responding one or more.*

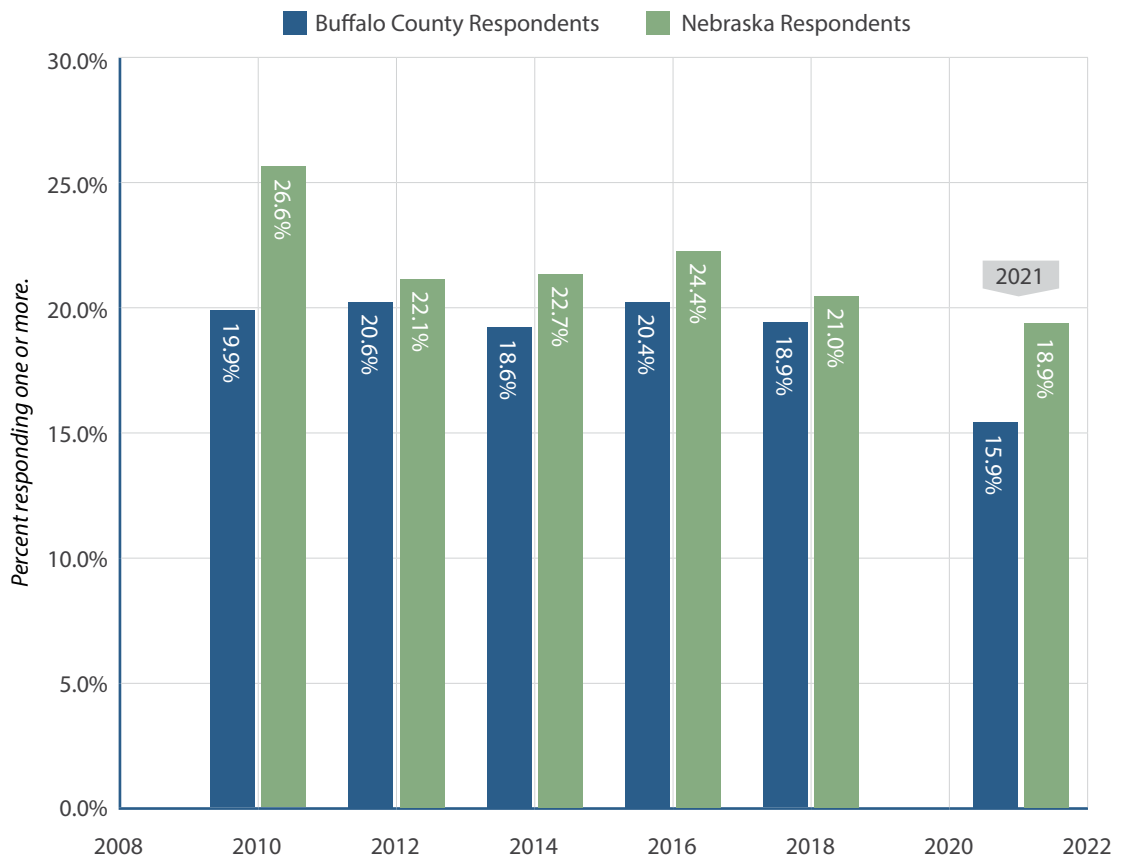
		2010	2012	2014	2016	2018	2021
During your life, on how many days have you had at least one drink of alcohol?	<b>Buffalo County Respondents</b>	<b>50.8%</b>	<b>50.2%</b>	<b>47.8%</b>	<b>42.4%</b>	<b>45.5%</b>	<b>39.2%</b>
	<b>Nebraska Respondents</b>	<b>60.6%</b>	<b>52.1%</b>	<b>51.7%</b>	<b>54.0%</b>	<b>52.2%</b>	<b>45.0%</b>
During the past 30 days, on how many days did you have at least one drink of alcohol?	<b>Buffalo County Respondents</b>	<b>19.9%</b>	<b>20.6%</b>	<b>18.6%</b>	<b>20.4%</b>	<b>18.9%</b>	<b>15.9%</b>
	<b>Nebraska Respondents</b>	<b>26.6%</b>	<b>22.1%</b>	<b>22.7%</b>	<b>24.4%</b>	<b>21.0%</b>	<b>18.9%</b>
During the past 30 days, on how many days did you have 4 or more drinks of alcohol in a row (if you are female) or 5 or more drinks of alcohol in a row (if you are male)?	<b>Buffalo County Respondents</b>	<b>11.7%</b>	<b>12.5%</b>	<b>10.2%</b>	<b>12.0%</b>	<b>10.3%</b>	<b>8.8%</b>
	<b>Nebraska Respondents</b>	<b>16.4%</b>	<b>13.6%</b>	<b>14.3%</b>	<b>10.5%</b>	<b>8.2%</b>	<b>9.1%</b>
During the past 30 days, how many times did you ride in a car or other vehicle driven by someone who had been drinking alcohol?	<b>Buffalo County Respondents</b>	<b>6.0%</b>	<b>8.1%</b>	<b>6.6%</b>	<b>3.7%</b>	<b>3.2%</b>	<b>2.7%</b>
	<b>Nebraska Respondents</b>	<b>7.0%</b>	<b>6.8%</b>	<b>10.1%</b>	<b>6.3%</b>	<b>5.8%</b>	<b>4.5%</b>

# BUFFALO COUNTY 2021 YOUTH BEHAVIORAL RISK SURVEY

During your life, on how many days have you had at least one drink of alcohol?

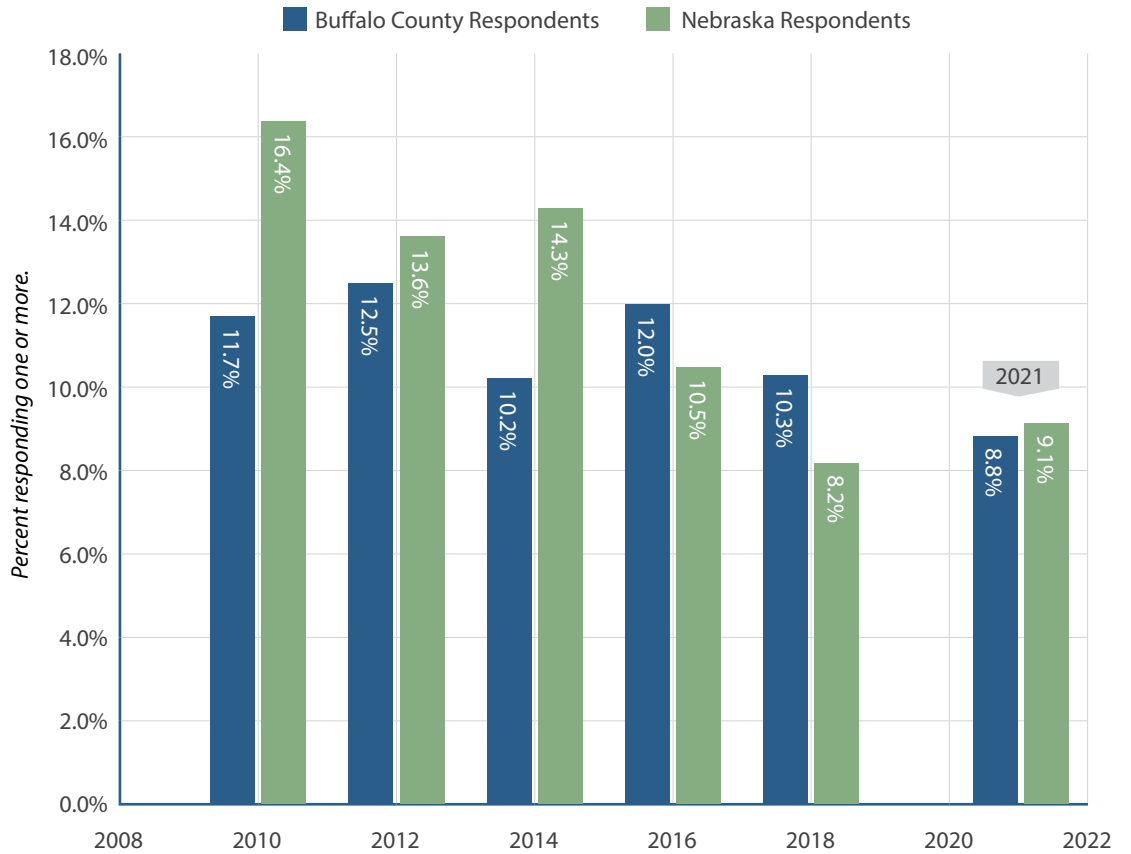


During the past 30 days, on how many days did you have at least one drink of alcohol?

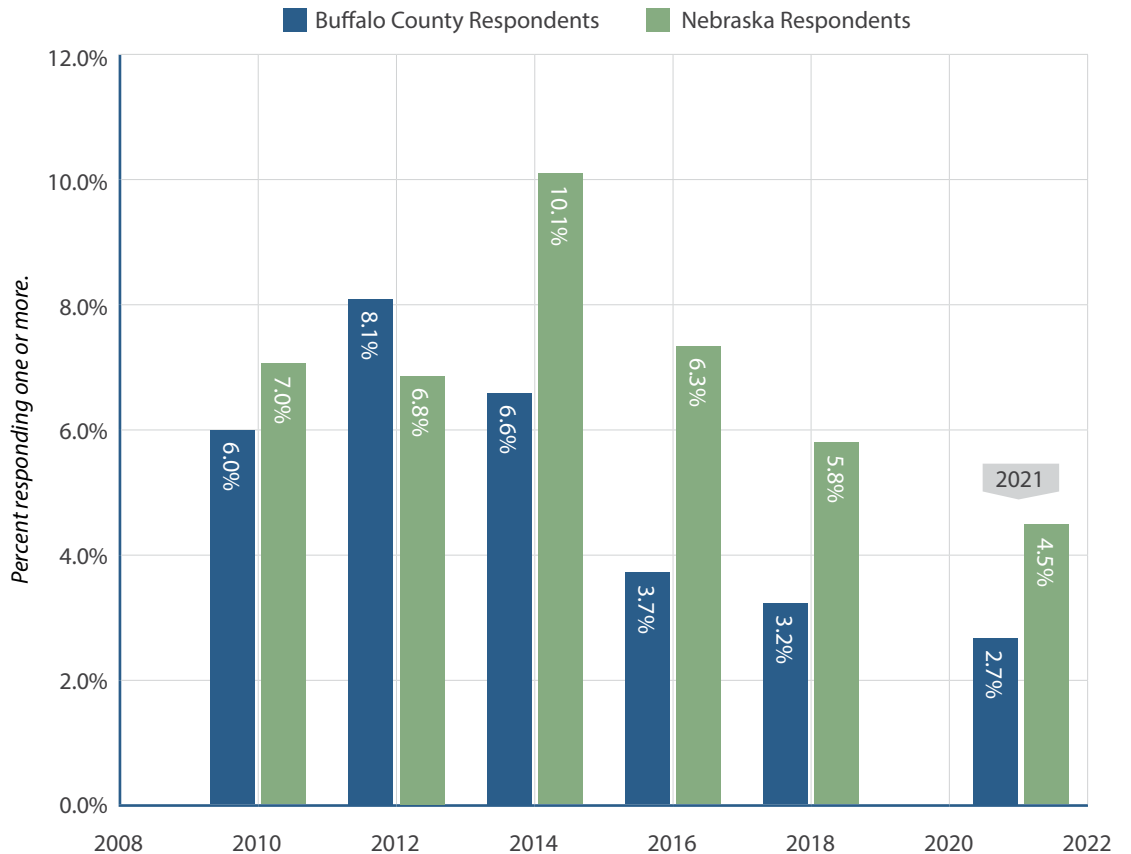


# BUFFALO COUNTY 2021 YOUTH BEHAVIORAL RISK SURVEY

During the past 30 days, on how many days did you have 4 or more drinks of alcohol in a row (if you are female) or 5 or more drinks of alcohol in a row (if you are male)?



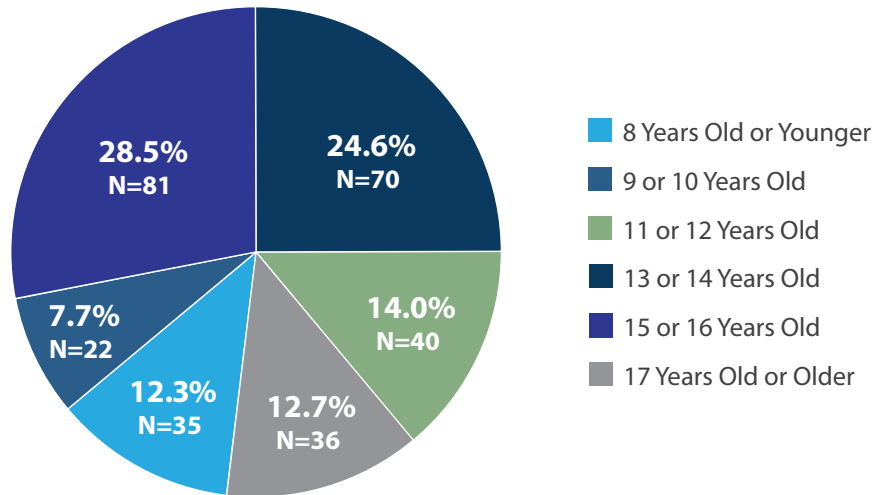
During the past 30 days, how many times did you ride in a car or other vehicle driven by someone who had been drinking alcohol?



## Age of First Alcohol Use, 2021

Of the respondents who have ever consumed alcohol, a large majority, **87.3%**, had their first drink before age 17. A plurality (28.5%) had their first drink at age 15 or 16, followed closely by the group that first drank at age 13 or 14 (24.6%). About a third (34%) of those who drank were 12 or younger.

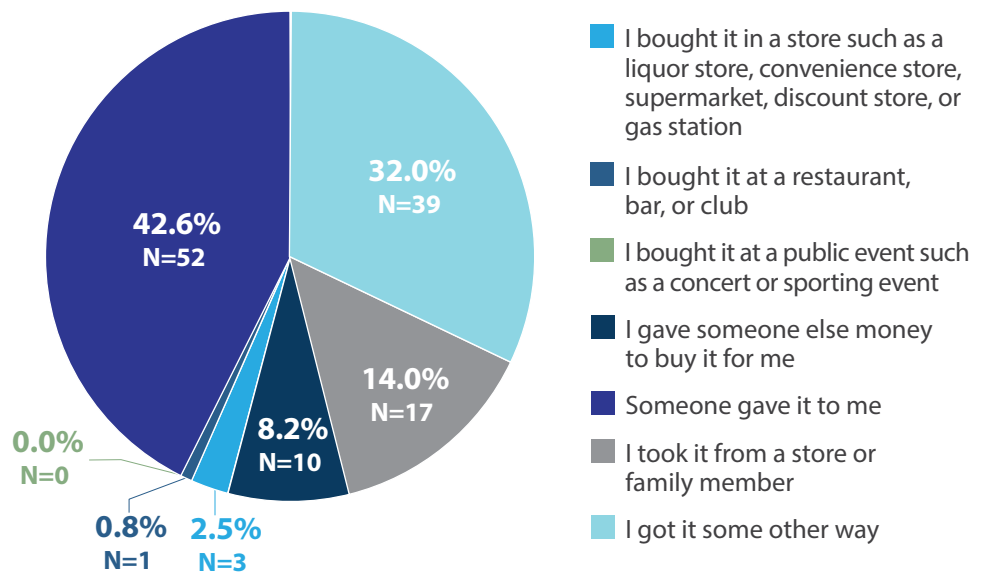
*Of those who have ever consumed more than a few sips, how old were you when you had your first drink of alcohol, other than a few sips?*



## Sources for Obtaining Alcohol, 2021

Bearing in mind that about 1 in 6 respondents report having consumed alcohol in the previous month, most of them obtained it from another person. Very few respondents (3.3%) successfully purchased alcohol at a store, restaurant or other venue.

*Of those who drank alcohol in the past 30 days, during the past 30 days, how did you usually get the alcohol you drank?*



### Research Methods

Every two to three years, Buffalo County Community Partners collaborates with the Nebraska Departments of Education and Health and Human Services to administer and analyze the Youth Behavioral and Risk Factor Survey. Data from Buffalo County were collected from a representative sample of Buffalo County youth between October and December 2021. In all, 974 Buffalo County youth completed the 2021 survey, providing a snapshot of their physical and mental health, as well as behaviors that might pose risks to their health and safety. Copies of current and past reports, along with a full description of the Buffalo County research methods, are available at [www.bcchp.org/assessments](http://www.bcchp.org/assessments). For research methods respecting the Nebraska data, see [www.bosr.unl.edu/youth-risk-behavior-survey-yrbs](http://www.bosr.unl.edu/youth-risk-behavior-survey-yrbs).

Resource for parents can be found at, [bcchp.org/parents](http://bcchp.org/parents).





# Teens and Drug Abuse

## Marijuana Use

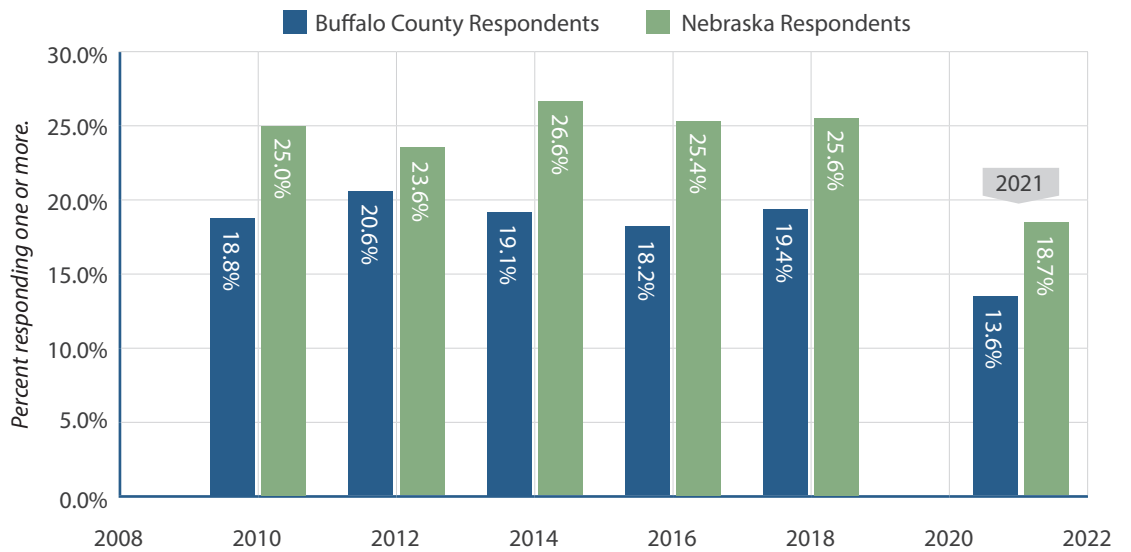
Marijuana use by Buffalo County youth shows a promising reduction in the past few years. While the proportions of teens who have ever tried marijuana held steady at about one in five for the past decade, the most recent survey shows a noticeably smaller share of the current cohort of high-school-aged students has ever consumed marijuana. For the youth who reported using marijuana in the previous month, the data show a steady decrease in consumption over the same time period. While fewer than one in seven Buffalo County teens report having ever tried marijuana, one in fifteen report using it in the past month. Although numerous forms of synthetic marijuana are available, very few youth in the current cohort have tried it.

*Percent responding one or more.*

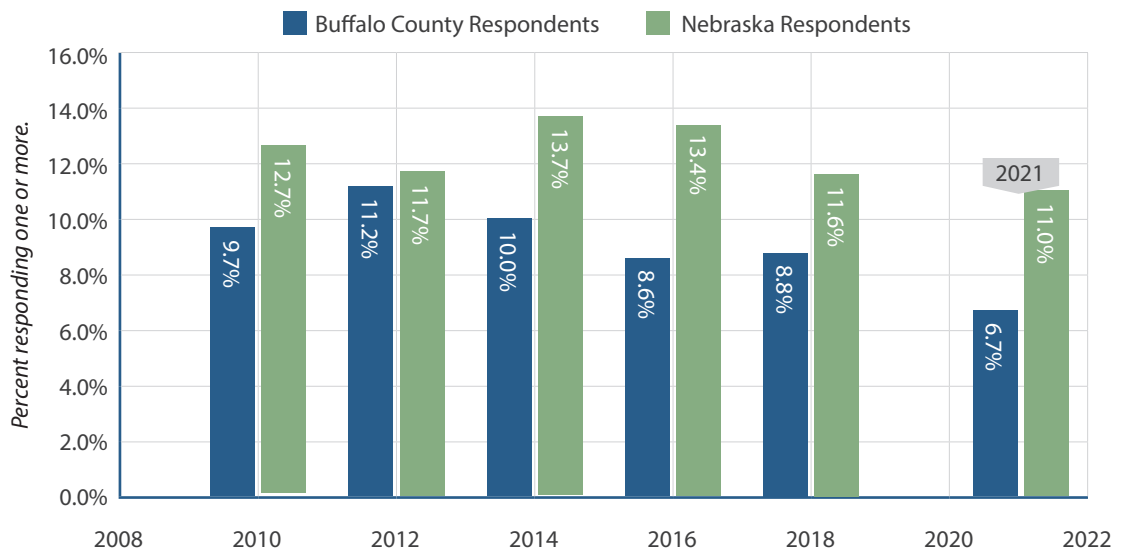
		2010	2012	2014	2016	2018	2021
During your life, how many times have you used marijuana?	Buffalo County Respondents	18.8%	20.6%	19.1%	18.2%	19.4%	13.6%
	Nebraska Respondents	25.0%	23.6%	26.6%	25.4%	25.6%	18.7%
During the past 30 days, how many times did you use marijuana?	Buffalo County Respondents	9.7%	11.2%	10.0%	8.6%	8.8%	6.7%
	Nebraska Respondents	12.7%	11.7%	13.7%	13.4%	11.6%	11.0%
During your life, how many times have you used synthetic marijuana?	Buffalo County Respondents	-	9.9%	6.0%	4.4%	3.1%	2.6%
	Nebraska Respondents	-	-	7.5%	5.2%	6.2%	4.3%

# BUFFALO COUNTY 2021 YOUTH BEHAVIORAL RISK SURVEY

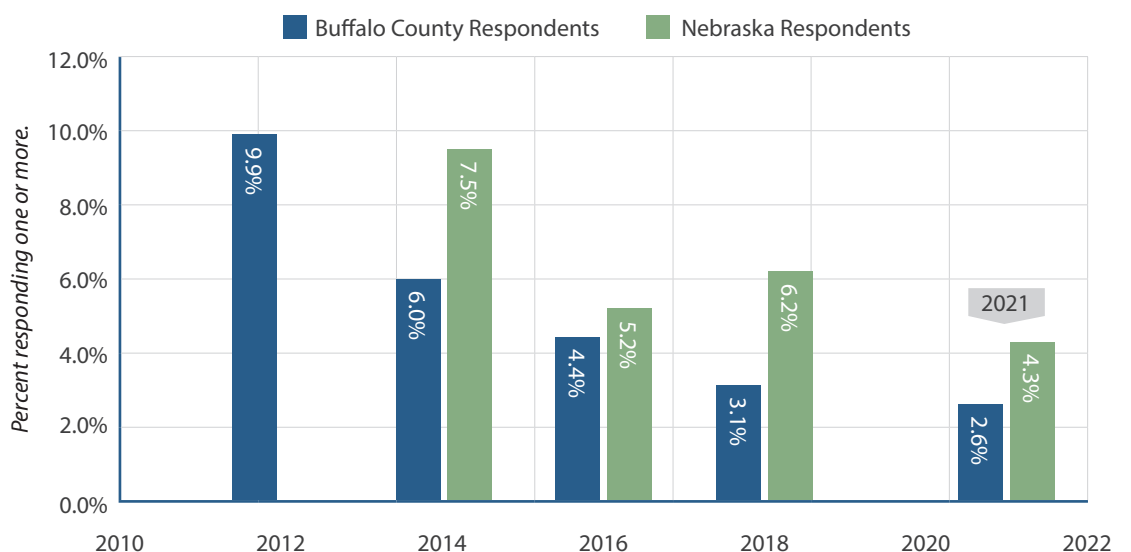
During your life, how many times have you used marijuana?



During the past 30 days, how many times did you use marijuana?



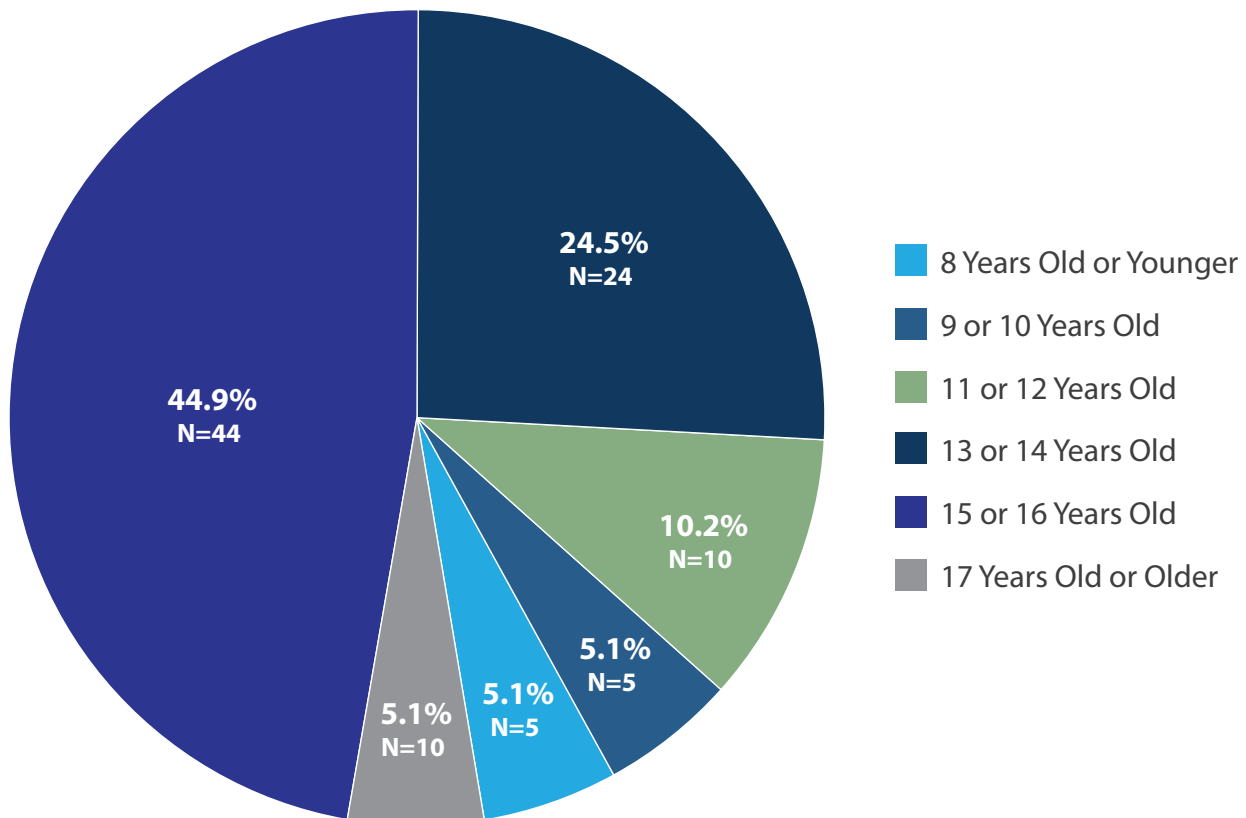
During your life, how many times have you used synthetic marijuana?



## Age of First Marijuana Use, 2021

Of the respondents who have ever tried marijuana, almost all of them (94.9%) were younger than 17 at the time of their first use. A sizable plurality (44.9%) were 15 or 16 years old, about one in four were 13 or 14 years old, and about one in five were 12 or younger.

*Of those who have ever tried marijuana, **how old were you when you tried marijuana for the first time?***



# Teens and Drug Abuse

## Prescription Pain Medication

For the past decade, the data reveal no clear trend among Buffalo County youth when it comes to misusing prescription pain medication. While the numbers of those who have ever misused prescription pain medicine increase and decrease over time, they occupy a fairly narrow range. This is also true of those who report having taken prescription pain medication for non-prescribed purposes in the previous 30 days. Fewer than one in ten respondents said they have used prescription pain medicine for unintended purposes ever; about one in twenty report having done so in prior month. Nevertheless, given the dangers associated with opioid abuse, even these small numbers should be troubling.

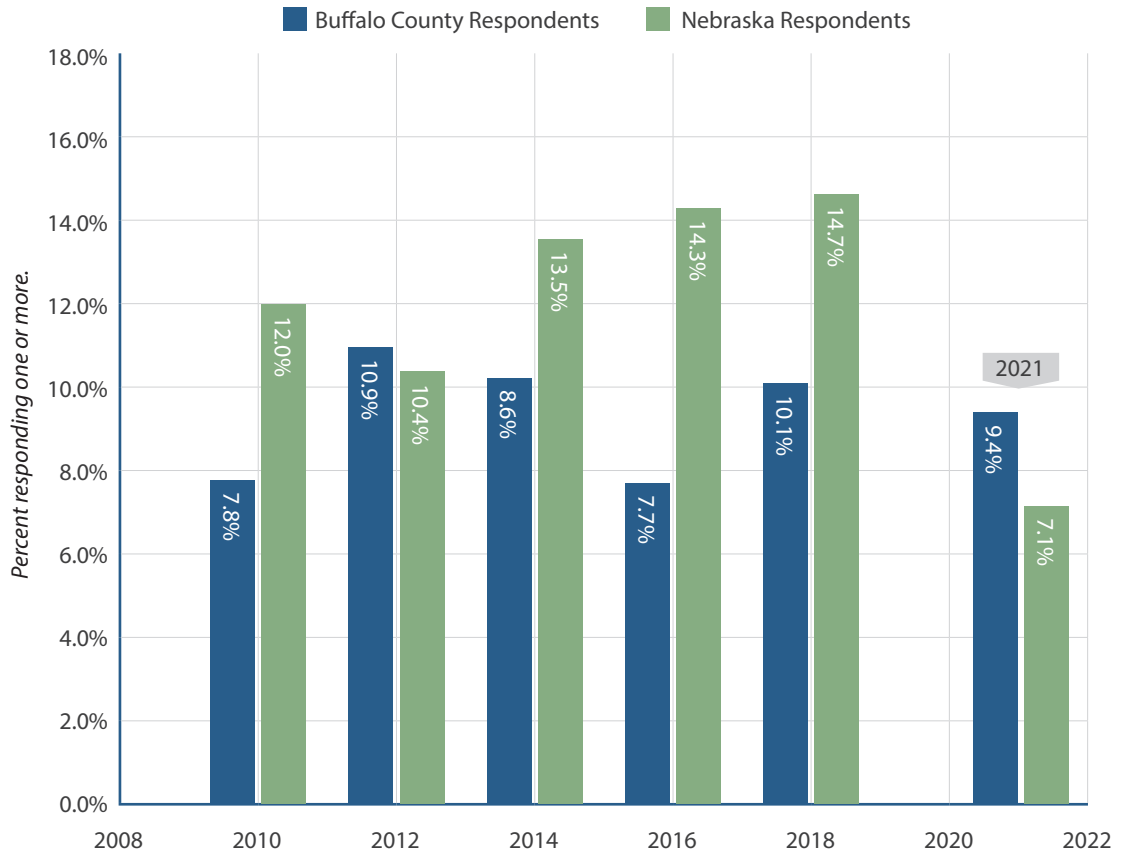
*Percent responding one or more.*

		2010	2012	2014	2016	2018	2021
<p>During your life, how many times have you taken prescription pain medicine without a doctor's prescription or differently than how a doctor told you to use it?</p>	<b>Buffalo County Respondents</b>	<b>7.8%</b>	<b>10.9%</b>	<b>8.6%</b>	<b>7.7%</b>	<b>10.1%</b>	<b>9.4%</b>
	<b>Nebraska Respondents</b>	<b>12.0%</b>	<b>10.4%</b>	<b>13.5%</b>	<b>14.3%</b>	<b>14.7%</b>	<b>7.1%</b>
<p>During the past 30 days, how many times did you take prescription pain medicine without a doctor's prescription or differently than how a doctor told you to use it?</p>	<b>Buffalo County Respondents</b>	-	-	<b>4.4%</b>	<b>4.8%</b>	<b>4.2%</b>	<b>5.2%</b>
	<b>Nebraska Respondents</b>	-	-	-	<b>6.3%</b>	<b>6.4%</b>	<b>3.2%</b>

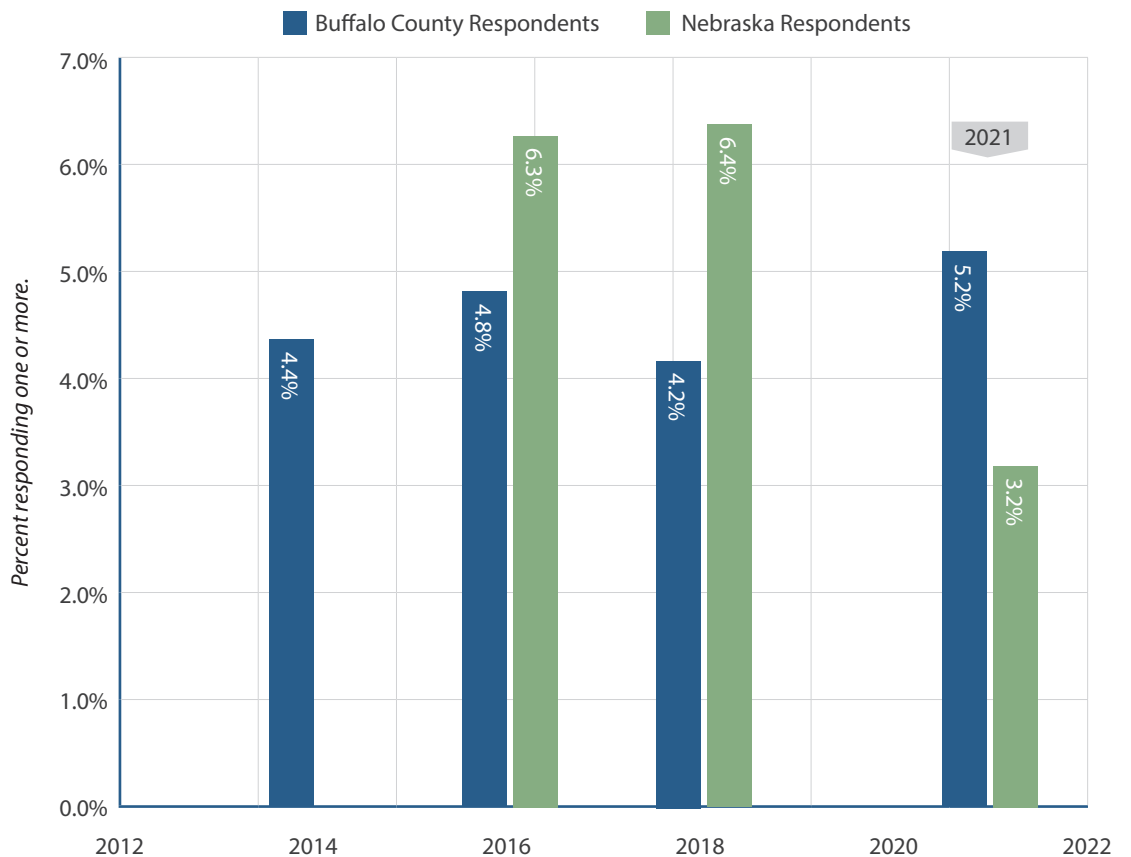


# BUFFALO COUNTY 2021 YOUTH BEHAVIORAL RISK SURVEY

During your life, how many times have you taken prescription pain medicine without a doctor's prescription or differently than how a doctor told you to use it?



During the past 30 days, how many times did you take prescription pain medicine without a doctor's prescription or differently than how a doctor told you to use it?



# Teens and Drug Abuse

## Other Drug Use

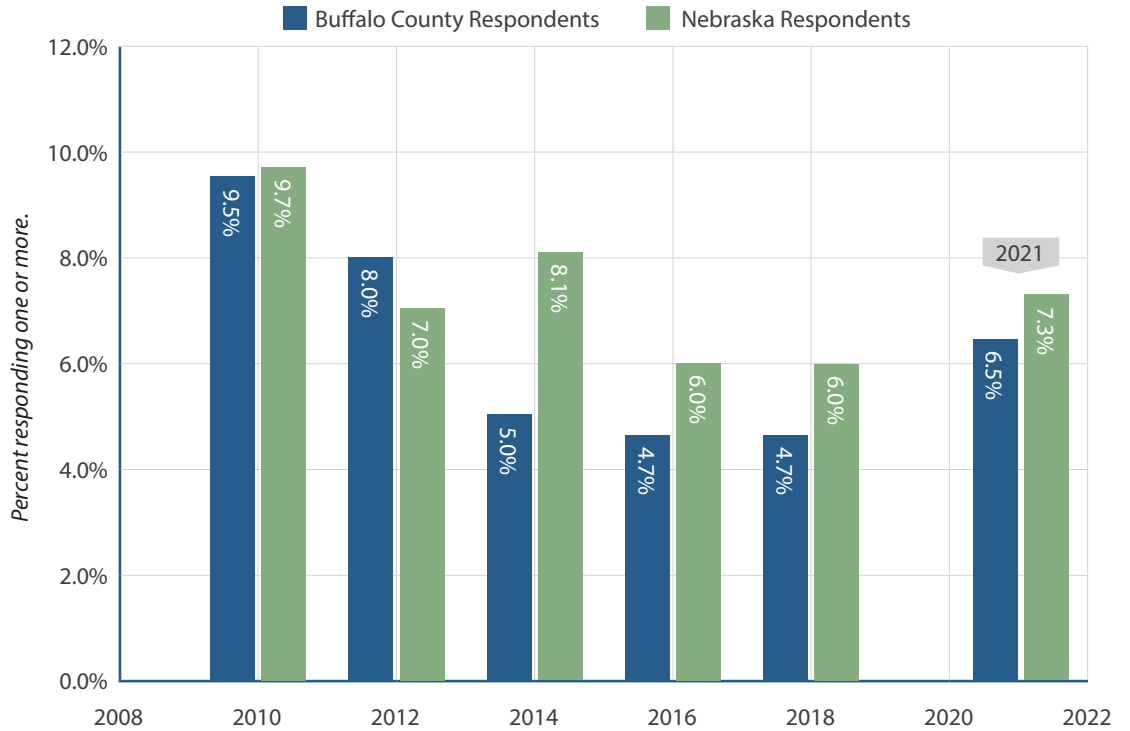
After a several-years trend of declining use of inhalants, the most recent survey shows that increasing numbers of Buffalo County teens report using inhalants to get high. While the increase from 4.7% to 6.5% of local youth may be too small to be statistically significant, it nonetheless bears watching. The proportion of Buffalo County teens reporting using needles to inject drugs appears more promising, with 99% reporting they have never done so, a steady decline from previous years.

*Percent responding one or more.*

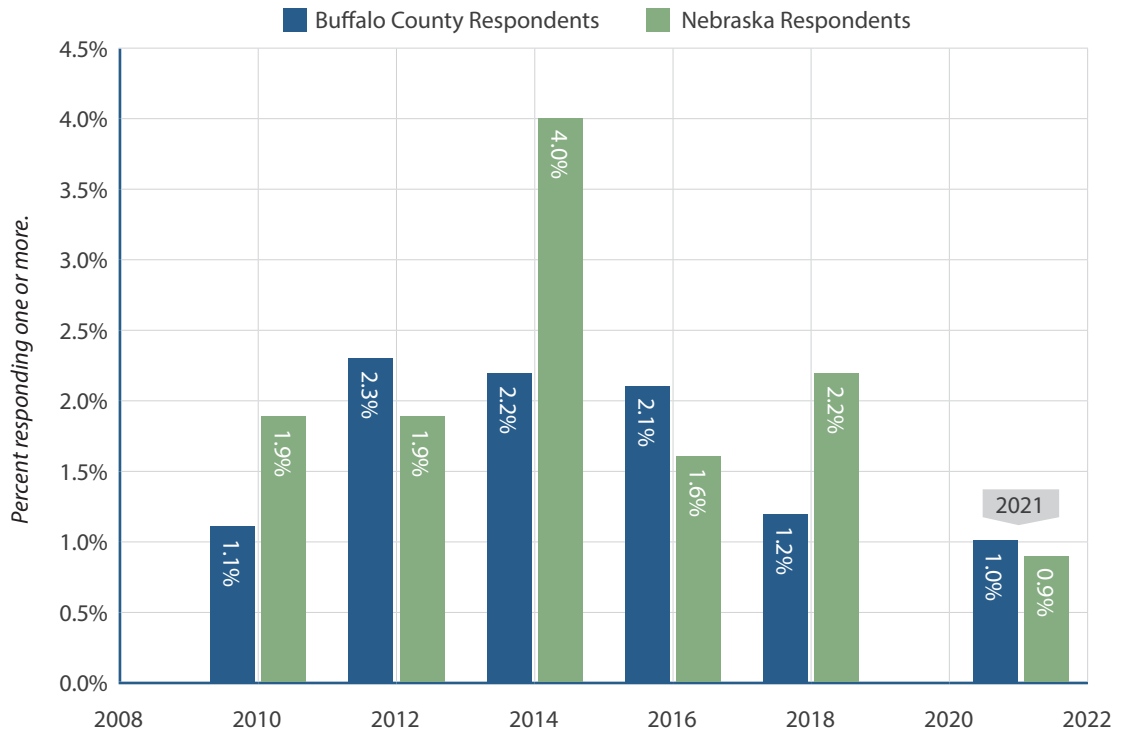
		2010	2012	2014	2016	2018	2021
<p>During your life, how many times have you sniffed glue, breathed the contents of aerosol spray cans, or inhaled any paints or sprays to get high?</p>	Buffalo County Respondents	9.5%	8.0%	5.0%	4.7%	4.7%	6.5%
	Nebraska Respondents	9.7%	7.0%	8.1%	6.0%	6.0%	7.3%
<p>During your life, how many times have you used a needle to inject any <b>illegal drug</b> into your body?</p>	Buffalo County Respondents	1.1%	2.3%	2.2%	2.1%	1.2%	1.0%
	Nebraska Respondents	1.9%	1.9%	4.0%	1.6%	2.2	0.9%

# BUFFALO COUNTY 2021 YOUTH BEHAVIORAL RISK SURVEY

During your life, how many times have you sniffed glue, breathed the contents of aerosol spray cans, or inhaled any paints or sprays to get high?



During your life, how many times have you used a needle to inject any **illegal drug** into your body?



## Research Methods

Every two to three years, Buffalo County Community Partners collaborates with the Nebraska Departments of Education and Health and Human Services to administer and analyze the Youth Behavioral and Risk Factor Survey. Data from Buffalo County were collected from a representative sample of Buffalo County youth between October and December 2021. In all, 974 Buffalo County youth completed the 2021 survey, providing a snapshot of their physical and mental health, as well as behaviors that might pose risks to their health and safety. Copies of current and past reports, along with a full description of the Buffalo County research methods, are available at [www.bcchp.org/assessments](http://www.bcchp.org/assessments). For research methods respecting the Nebraska data, see [www.bosr.unl.edu/youth-risk-behavior-survey-yrbfs](http://www.bosr.unl.edu/youth-risk-behavior-survey-yrbfs).

Resource for parents can be found at, [bcchp.org/parents](http://bcchp.org/parents).



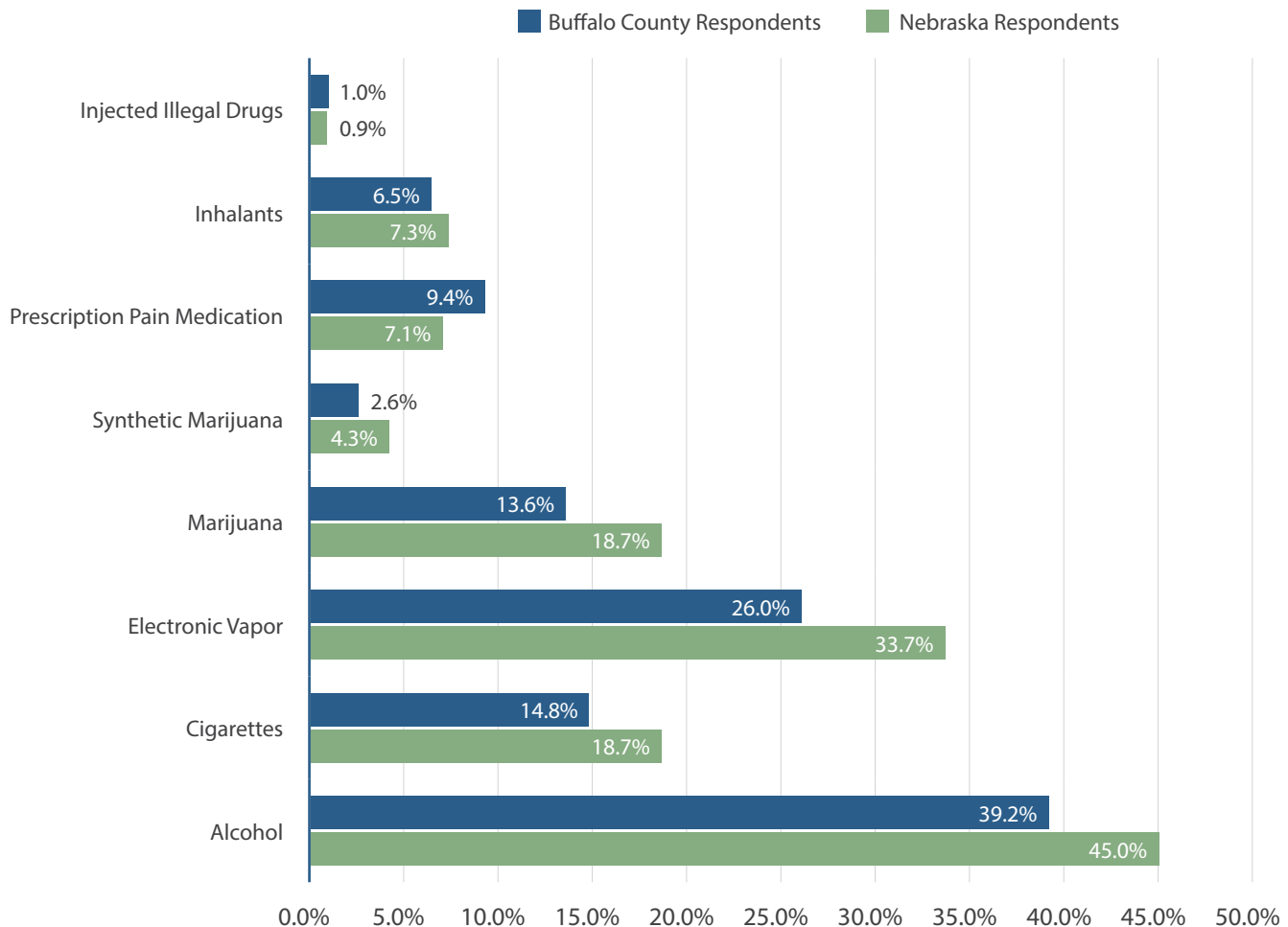


# Teens and Substance Abuse

The Youth Behavioral Risk Survey reveals that a majority of respondents have never used alcohol, tobacco, vaping products, marijuana, or any other drug. Of those, the most commonly-used is alcohol, followed by electronic vapor products.

**The Youth Behavioral Risk Survey reveals that a majority of respondents have never used alcohol, tobacco, vaping products, marijuana, or any other drug.** Of those, the most commonly-used is alcohol, followed by electronic vapor products.

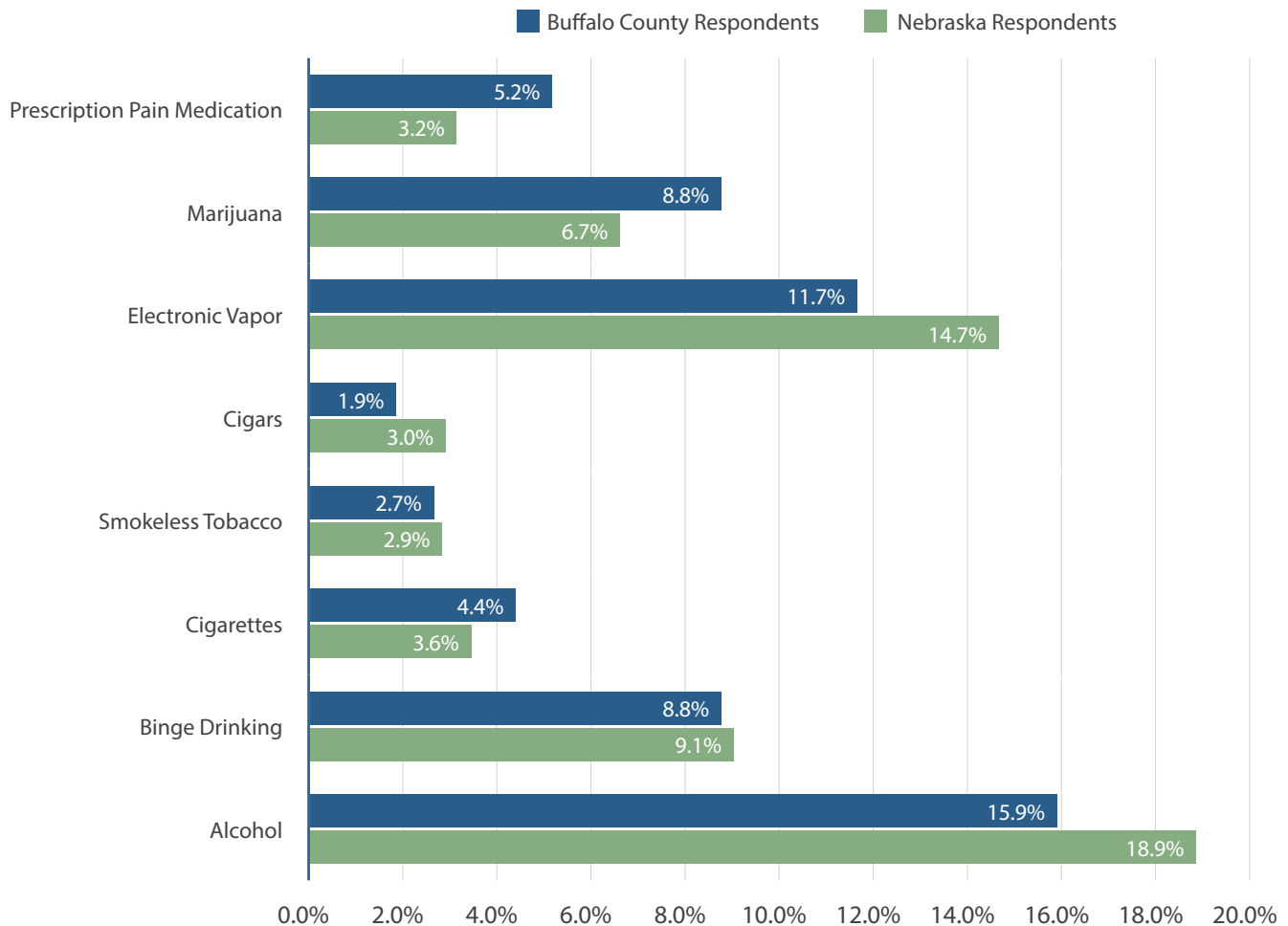
## Percent of Respondents Who Have Used Each Substance at Least Once in their Lifetimes



# BUFFALO COUNTY 2021 YOUTH BEHAVIORAL RISK SURVEY

While most respondents have never used any of the substances listed, fewer still have reported using any in the month prior to the survey. As with the data for lifetime use, alcohol and electronic vaping products are the substances most likely to have been used by respondents in Buffalo County.

## Percent of Respondents Who Have Used Each Substance in the Previous 30 Days



### Research Methods

Every two to three years, Buffalo County Community Partners collaborates with the Nebraska Departments of Education and Health and Human Services to administer and analyze the Youth Behavioral and Risk Factor Survey. Data from Buffalo County were collected from a representative sample of Buffalo County youth between October and December 2021. In all, 974 Buffalo County youth completed the 2021 survey, providing a snapshot of their physical and mental health, as well as behaviors that might pose risks to their health and safety. Copies of current and past reports, along with a full description of the Buffalo County research methods, are available at [www.bcchp.org/assessments](http://www.bcchp.org/assessments). For research methods respecting the Nebraska data, see [www.bosr.unl.edu/youth-risk-behavior-survey-yrbs](http://www.bosr.unl.edu/youth-risk-behavior-survey-yrbs).

Resource for parents can be found at [bcchp.org/parents](http://bcchp.org/parents).



# Teens and Tobacco

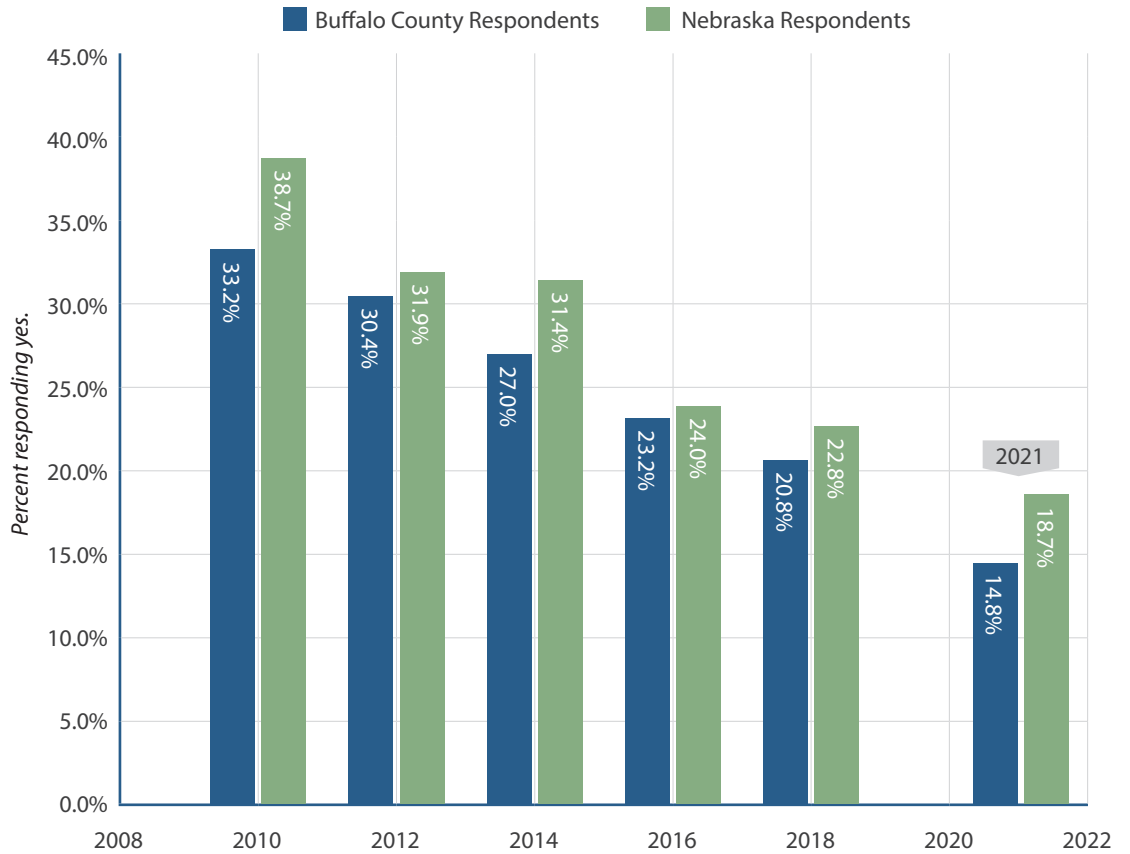


The trend in tobacco use among Buffalo County youth is very promising. The proportion of survey respondents who ever tried cigarettes is less than half of what it was a decade ago (from 33.2% in 2010 to 14.8% in 2021). More than 95% of respondents said they consumed no tobacco during the prior month. Of those who did, most (4.4%) smoked cigarettes. 2.7% used a smokeless form of tobacco and 1.9% smoked cigars or cigarillos.

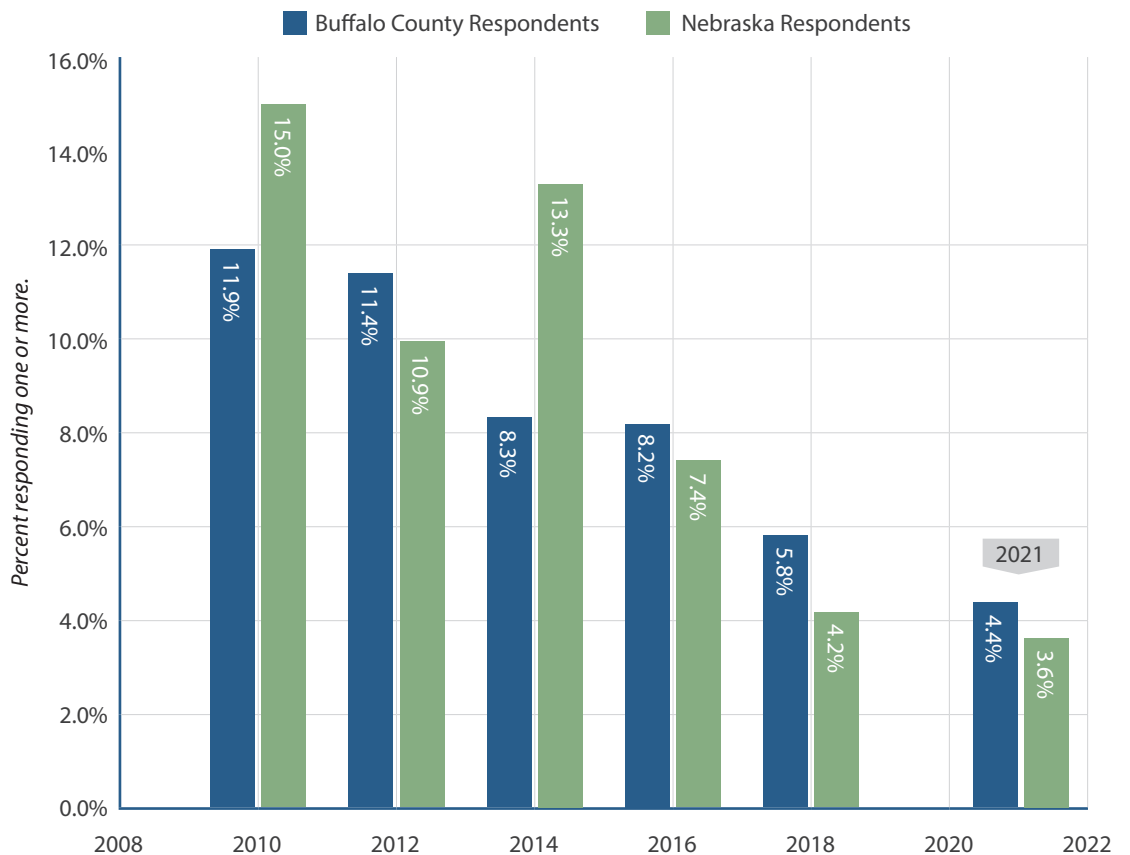
		2010	2012	2014	2016	2018	2021
<i>Percent responding yes.</i>							
Have you ever tried cigarette smoking, even one or two puffs?	Buffalo County Respondents	33.2%	30.4%	27.0%	23.2%	20.8%	14.8%
	Nebraska Respondents	38.7%	31.9%	31.4%	24.0%	22.8%	18.7%
<i>Percent responding one or more.</i>							
During the past 30 days, on how many days did you smoke cigarettes?	Buffalo County Respondents	11.9%	11.4%	8.3%	8.2%	5.8%	4.4%
	Nebraska Respondents	15.0%	10.9%	13.3%	7.4%	4.2%	3.6%
During the past 30 days, on how many days did you use chewing tobacco, snuff, dip, snus or dissolvable tobacco products such as Copenhagen, Grizzly, Skoal, or Camel Snus?	Buffalo County Respondents	6.9%	8.8%	8.0%	5.6%	3.1%	2.7%
	Nebraska Respondents	6.4%	7.7%	9.3%	5.3%	3.6%	2.9%
During the past 30 days, on how many days did you smoke cigars, cigarillos, or little cigars?	Buffalo County Respondents	6.9%	6.9%	7.1%	5.4%	4.9%	1.9%
	Nebraska Respondents	9.6%	8.3%	8.1%	6.7%	4.1%	3.0%

# BUFFALO COUNTY 2021 YOUTH BEHAVIORAL RISK SURVEY

Have you ever tried cigarette smoking, even one or two puffs?

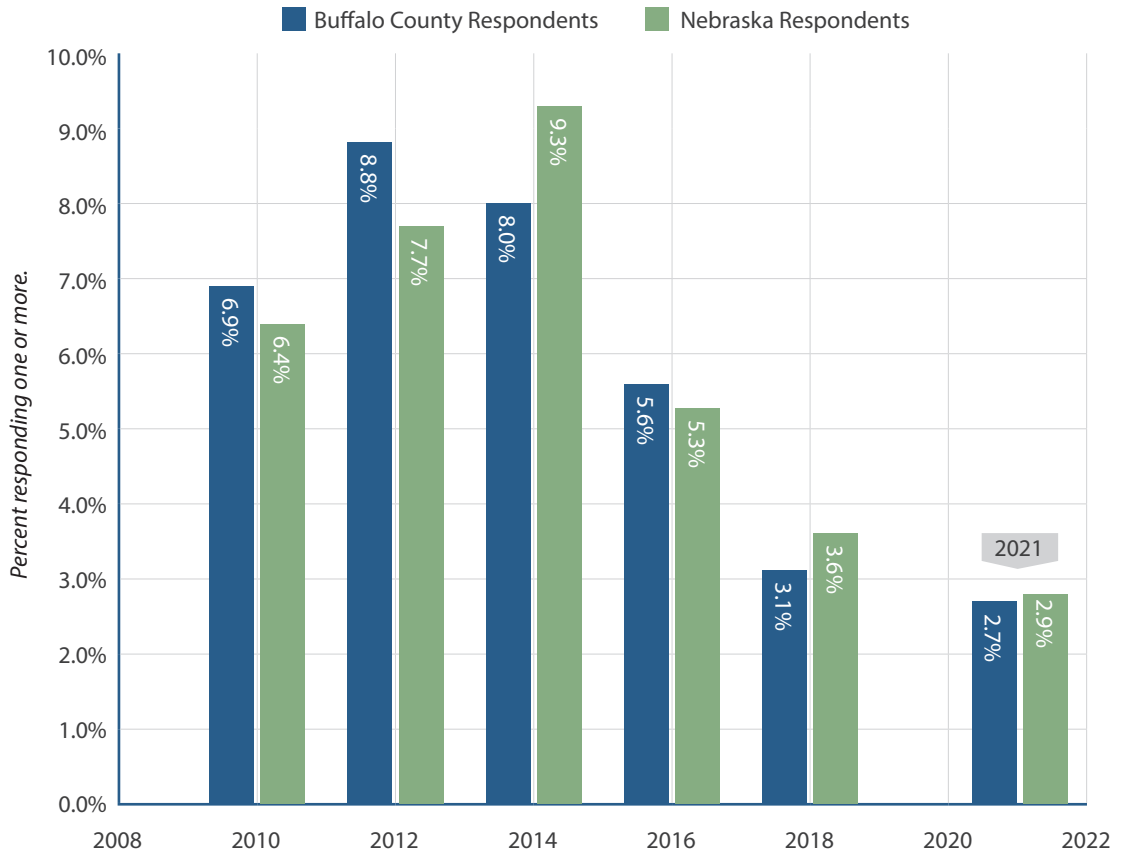


During the past 30 days, on how many days did you smoke cigarettes?

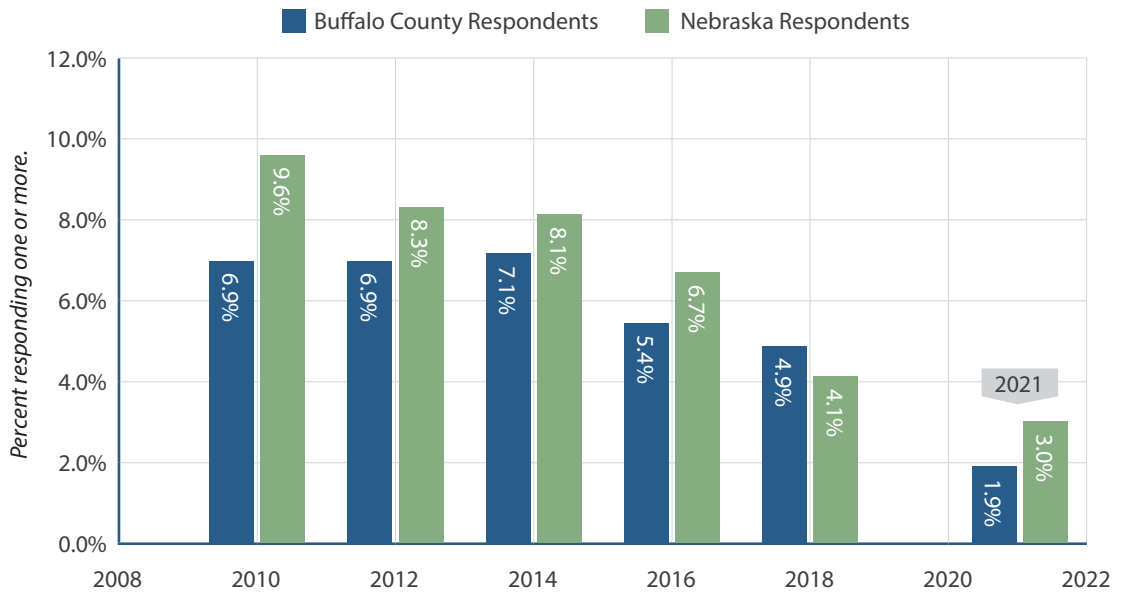


# BUFFALO COUNTY 2021 YOUTH BEHAVIORAL RISK SURVEY

During the past 30 days, on how many days did you use chewing tobacco, snuff, dip, snus or dissolvable tobacco products such as Copenhagen, Grizzly, Skoal, or Camel Snus?



During the past 30 days, on how many days did you smoke cigars, cigarillos, or little cigars?



## Research Methods

Every two to three years, Buffalo County Community Partners collaborates with the Nebraska Departments of Education and Health and Human Services to administer and analyze the Youth Behavioral and Risk Factor Survey. Data from Buffalo County were collected from a representative sample of Buffalo County youth between October and December 2021. In all, 974 Buffalo County youth completed the 2021 survey, providing a snapshot of their physical and mental health, as well as behaviors that might pose risks to their health and safety. Copies of current and past reports, along with a full description of the Buffalo County research methods, are available at [www.bcchp.org/assessments](http://www.bcchp.org/assessments). For research methods respecting the Nebraska data, see [www.bosr.unl.edu/youth-risk-behavior-survey-yrbbs](http://www.bosr.unl.edu/youth-risk-behavior-survey-yrbbs). Resource for parents can be found at [bcchp.org/parents](http://bcchp.org/parents).





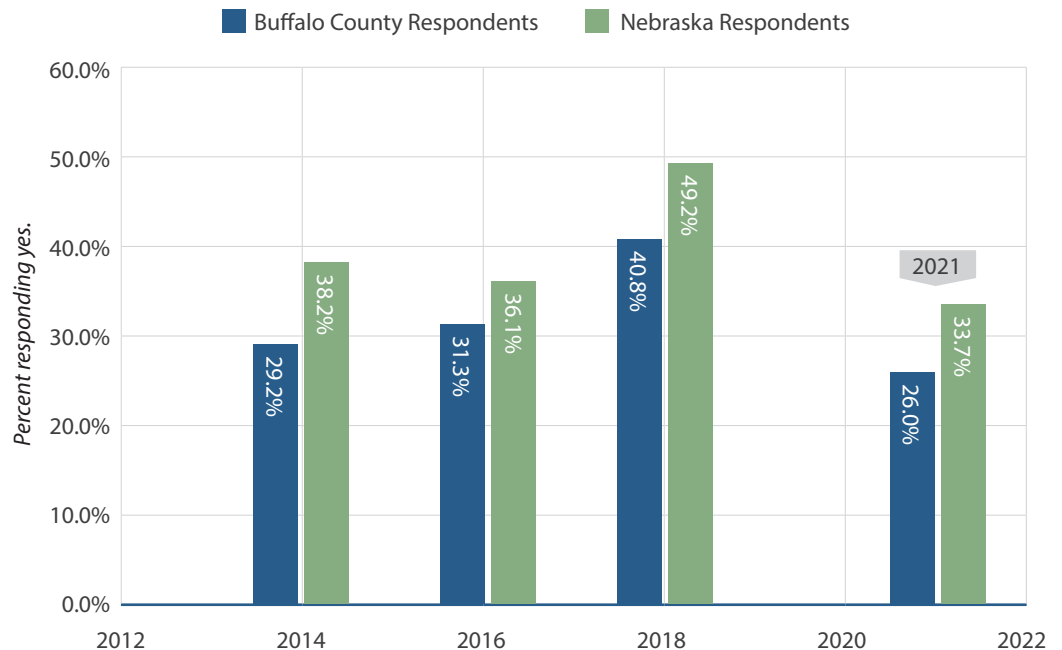
# Teens and Vaping



Since the Youth Behavioral Risk Survey began querying on electronic vapor products in 2014, it has found that most respondents have avoided this new form of substance abuse. Nevertheless, the trend data reveal that the practice grew in popularity during the 2010s, with a pronounced spike in 2018, only to see a sizable reduction in the 2021 survey.

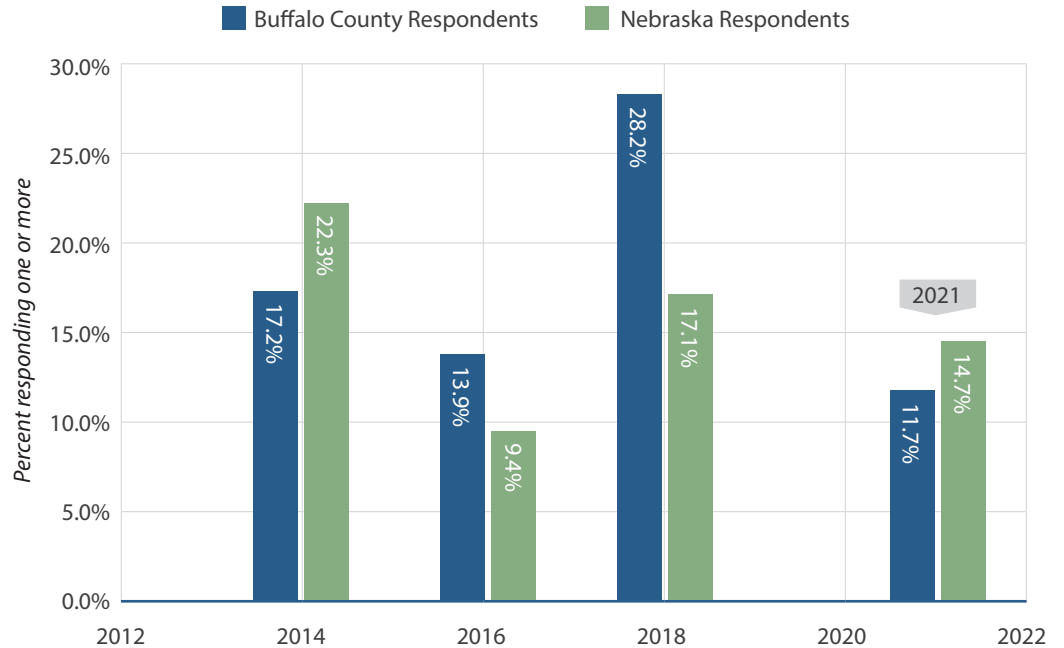
	2014	2016	2018	2021	
<i>Percent responding yes.</i>					
Have you ever used an electronic vapor product?	<b>Buffalo County Respondents</b>	<b>29.2%</b>	<b>31.3%</b>	<b>40.8%</b>	<b>26.0%</b>
	<b>Nebraska Respondents</b>	<b>38.2%</b>	<b>36.1%</b>	<b>49.2%</b>	<b>33.7%</b>
<i>Percent responding one or more.</i>					
During the past 30 days, on how many days did you use an electronic vapor product?	<b>Buffalo County Respondents</b>	<b>17.2%</b>	<b>13.9%</b>	<b>28.2%</b>	<b>11.7%</b>
	<b>Nebraska Respondents</b>	<b>22.3%</b>	<b>9.4%</b>	<b>17.1%</b>	<b>14.7%</b>

Have you ever used an electronic vapor product?



# BUFFALO COUNTY 2021 YOUTH BEHAVIORAL RISK SURVEY

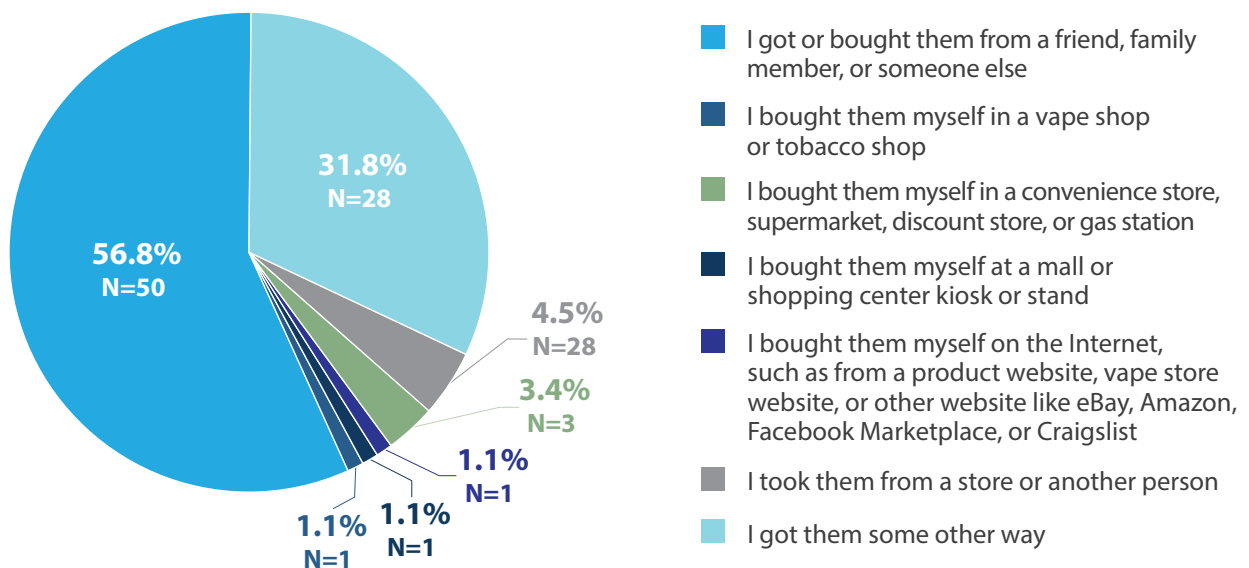
During the past 30 days, on how many days did you use an electronic vapor product?



## Of those who have used electronic vapor products in the past 30 days

Of the respondents who have used an electronic vaping product during the previous month, more than half report obtaining them from a friend, family member, or other person. Very few reported purchasing them from a vape or tobacco shop or other type of retailer.

During the past 30 days, how did you usually get your own electronic vapor products? (Select only one response.)



# Youth Vaping in 2021

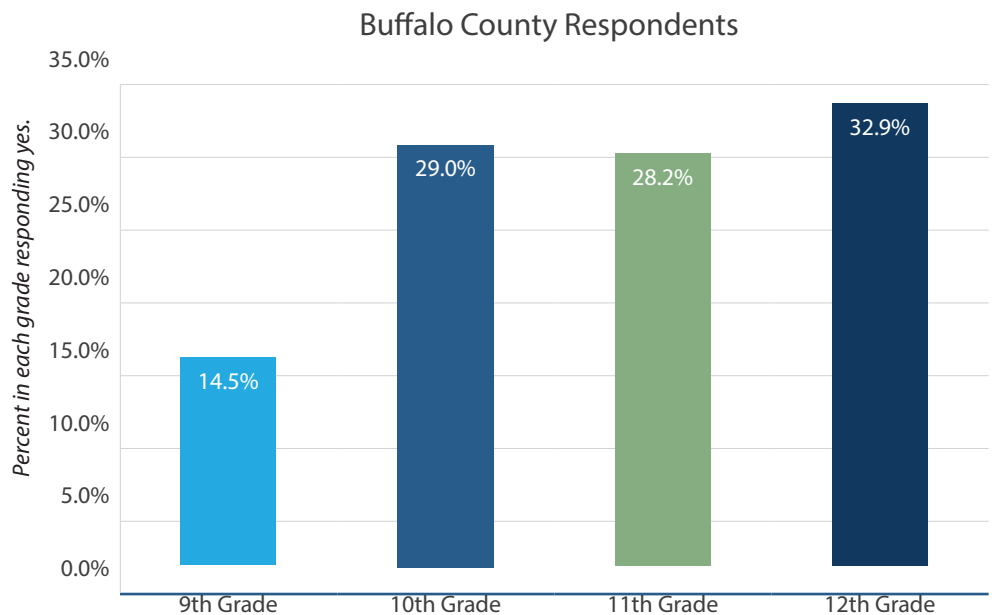
## by Grade

While three quarters of Buffalo County respondents said they have never tried vaping, initiation for those who have appears to occur in 9th or 10th grade. The proportion of 10th grade respondents is twice as large as the proportion of 9th grade respondents.

### Have you ever used an electronic vapor product?

		9th Grade	10th Grade	11th Grade	12th Grade
Percent in each grade responding yes.	<b>Buffalo County Respondents</b>	14.5%	29.0%	28.2%	32.9%
	<b>Nebraska Respondents</b>	22.8%	25.5%	46.6%	39.6%

Have you ever used an electronic vapor product?



### Research Methods

Every two to three years, Buffalo County Community Partners collaborates with the Nebraska Departments of Education and Health and Human Services to administer and analyze the Youth Behavioral and Risk Factor Survey. Data from Buffalo County were collected from a representative sample of Buffalo County youth between October and December 2021. In all, 974 Buffalo County youth completed the 2021 survey, providing a snapshot of their physical and mental health, as well as behaviors that might pose risks to their health and safety. Copies of current and past reports, along with a full description of the Buffalo County research methods, are available at [www.bcchp.org/assessments](http://www.bcchp.org/assessments). For research methods respecting the Nebraska data, see [www.bosr.unl.edu/youth-risk-behavior-survey-yrebs](http://www.bosr.unl.edu/youth-risk-behavior-survey-yrebs).

Resource for parents can be found at, [bcchp.org/parents](http://bcchp.org/parents).

