

Youth & Violence

Violence trends for Buffalo County have stayed consistent the past decade. Females are still more apt to be physically hurt by a partner or adult. However, 15% of all youth report receiving a provocative photo by text or email.

Youth that reported during their life,

	Overall	Males	Females
A parent or other adult in your home insulted you or put you down: (sometimes, most of the time, or always)	25.1%	16.0%	34.5%
A parent or other adult in your home hit, beat, kicked, or physically hurt you in any way: (sometimes, most of the time, or always)	6.9%	4.9%	8.9%

Youth that reported, during the last 12 months,

A parent or other adult in your home insulted you or put you down: (1 or more times)	37.5%	30.3%	44.9%
A parent or other adult in your home hit, beat, kicked, or physically hurt you in any way: (1 or more times)	8.0%	5.9%	10.0%
Physically hurt on purpose by someone you were dating: (at least once) (count such things as being hit, slammed into something, or injured with an object or weapon) (of those that dated or went out with someone)	28.5%	23.7%	33.5%

Youth & Violence

15.5%

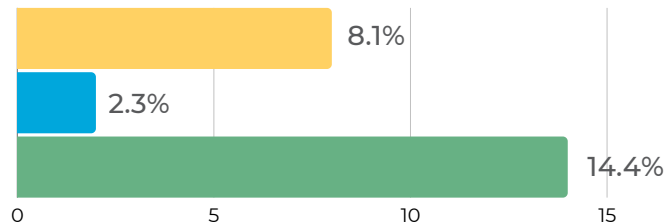
of Buffalo County Youth

13.9% Male 17.4% Female

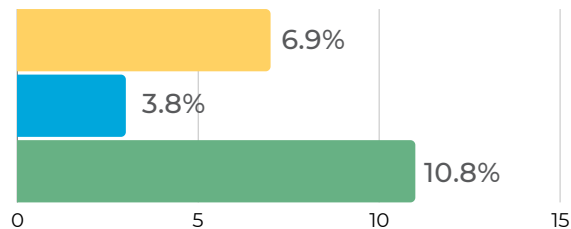
Have received provocative photo of someone, through a text/e-mail or seen on a social media post (During the past 30 days)

Legend ● Overall ● Males ● Females

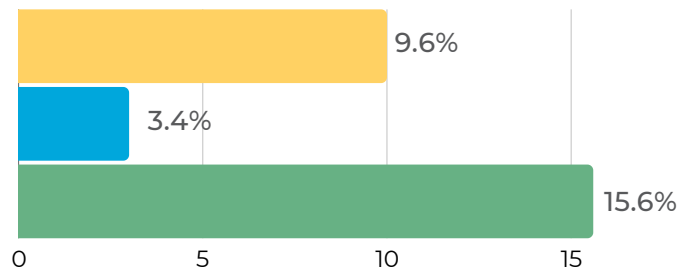
Physically forced to have sexual intercourse when you did not want to:
(in your lifetime, responded yes)



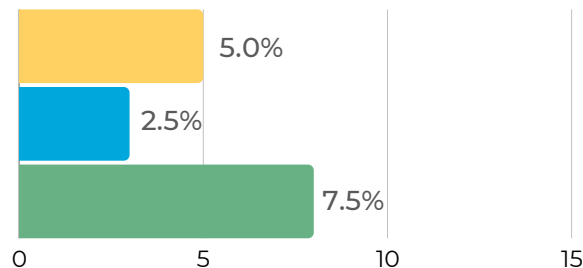
Forced to do sexual things that you did not want to do by anyone:
(count such things as kissing, touching, or being physically forced to have sexual intercourse)
(at least once, during past 12 months)



Forced to do sexual things that you did not want to do, by someone you were dating or going out with:
(count such things as kissing, touching, or being physically forced to have sexual intercourse)
(at least once, during the past 12 months)
(of those that dated or went out with someone in past 12 months)



Made to do sexual things that you did not want to do, by an adult or person at least 5 years older than you:
(count such things as kissing, touching, or being physically forced to have sexual intercourse)
(responded yes)



Research Methods

Every two to three years, Buffalo County Community Partners collaborates with the Nebraska Departments of Education and Health and Human Services to administer and analyze the Nebraska Risk and Protective Factor Student Survey. Data from Buffalo County were collected from a representative sample of Buffalo County youth between October and January 2023. In all, 1,023 Buffalo County youth, in grades 9-12, completed the 2023 survey, providing a snapshot of their physical and mental health, as well as behaviors that might pose risks to their health and safety. Copies of current and past reports, along with a full description of the Buffalo County research methods, are available at www.bcchp.org/assessments. For research methods respecting the Nebraska data, see www.bosr.unl.edu/youth-risk-behavior-survey-yrbs. Resources for parents can be found at bcchp.org/parents.

